



MAINTENANCE
2022 MINI



Owner/Driver Information:

Name _____

Address _____

Owner/Driver Telephones:

Business _____

Home _____

Model All MINI Models Year 2022

VIN

--	--	--	--	--	--	--	--	--	--	--	--	--	--	--	--	--	--	--

Retail / In-Service Date _____

Trim Code _____ Color Code _____

Production Date _____

License Plate Number _____

MINI Center Telephone Numbers:

Offices _____

Services _____

Table of Contents

Page

MINI Service	1
Maintaining Your MINI Vehicle	1
Maintenance Intervals	1
Condition-Based Service (CBS)	1
The MINI Maintenance System	1
Service Data — Remote Control Key	3
Vehicle Storage	3
Engine Oil*	3
Long-Term Rated Fluids and Oils	3
Regular Checks — Vehicle Operator	4
Maintenance Service Display Overview	4
Screen Content Information	4
Center Instrument Screen Contents	5
Quality Certification I	7
Maintenance Service Summary	7
Standard Scope	7
Engine Oil	8
Maintenance Services Connected to a Specific Engine Oil Service*	8
Maintenance Services that Display in CBS	8
Vehicle Check	8
Brake Fluid	9
Front Brake	9
Rear Brake	10
Emission Control Maintenance Schedule	10
Complimentary Scheduled MINI Maintenance	11
Qualification	12
What is covered	12
What is not covered*	13
Scope of Maintenance	13
Additional Exclusions from Complimentary Scheduled MINI Maintenance	14
Maintenance Program Upgrade Option and Extension Options (MINI Maintenance +)	15

MINI SERVICE

MINI recommends you have your maintenance and repair work performed by an authorized MINI dealer.

MAINTAINING YOUR MINI VEHICLE

A well-maintained vehicle will help safeguard its operational performance, road-safety and its reliability. This is why it is important to follow and perform MINI's recommended periodic vehicle inspections and maintenance service tasks as indicated by your vehicle's Maintenance Service Display, along with the other maintenance work described in this booklet.



Damage, including consequential damage, which results from lack of or improper maintenance is not covered under the MINI New Passenger Car Limited Warranty.

MAINTENANCE INTERVALS

Maintenance intervals on motor vehicles were conventionally based solely on a fixed time period or a specified amount of accumulated driving mileage.

However, operational and driving conditions have a major influence on your vehicle's routine maintenance requirements; the distance traveled is only one of these significant factors. A vehicle used for short trips in the city with numerous cold starts, prolonged periods of idling, stop-and-go driving, and high engine speeds during acceleration may require more frequent maintenance intervals than a vehicle that is driven long distances at moderate engine speeds.

CONDITION-BASED SERVICE (CBS)

Your MINI vehicle uses sensors and algorithms together with the elapsed time and the driving distance/profile to monitor and evaluate your vehicle's maintenance service needs. This information is then used to adapt dynamically the parameters used to forecast the applicable maintenance service task intervals.

THE MINI MAINTENANCE SYSTEM

All MINI vehicles are equipped with an integrated MINI Maintenance System. This maintenance "reminder" system helps ensure that the vehicle inspections and maintenance service tasks are performed at the forecasted intervals that apply to your vehicle.

The MINI Maintenance System display provides the vehicle operator access to the current status information for the following maintenance service tasks:

- ▷ Engine oil* (date and miles)
- ▷ Vehicle check (date and miles)
- ▷ Front brake pads (miles)
- ▷ Rear brake pads (miles)
- ▷ Brake fluid (date)

For each specific maintenance service task, either the future date (month/year), remaining miles or both are provided as noted above. The system monitors variable inputs to forecast the intervals and alert the driver when one or more specific maintenances tasks should be performed.

NOTE: The status of the front and rear brake pads will only be observable in the maintenance system's display when there are approximately 2,000 miles or less remaining before a brake service will be required to be performed.

For information about the vehicle's maintenance system displays, please refer to the Maintenance Service Display Overview section beginning on page 4.

The following "combine with Engine oil" maintenance service tasks may be identified as needing to be performed with a specific occurrence of the "Engine oil" service task (service counter number):

- ▷ Cabin microfilter(s)
- ▷ Engine air filter(s)*
- ▷ Spark plugs*

Although these items do not appear in the MINI Maintenance System's display in the vehicle, these services should be performed when your vehicle's engine oil* is changed in accordance with the interval identified by your vehicle's MINI Maintenance System.

For more information on your vehicle's maintenance services requirements, procedures and intervals, please refer the Maintenance Service Summary section beginning on page 7.

The MINI Maintenance System also includes an option to set service reminders for the following state-specific mandatory vehicle inspections, including:

- ▷ Vehicle safety inspection; and/or
- ▷ Emissions test

The corresponding interval data for these inspections can be inputted into the MINI Maintenance System by a service provider; they are not determined by the vehicle.

For your convenience, you may also wish to have your authorized MINI dealer perform the work necessary to fulfill these state inspection requirements in your area concurrent with the maintenance services specified above when possible.

Should you request more frequent maintenance service than is indicated by the MINI Maintenance System during the coverage period, the cost of these services will not be covered by the MINI Maintenance Program.

SERVICE DATA — REMOTE CONTROL KEY

Maintenance service task status information for your MINI vehicle is continually updated and stored in your remote control key.

Your authorized MINI dealer can access this data and consult with you about applicable service procedures and tasks for your vehicle.

Therefore, always provide your service consultant with the most recent remote control key that was used to operate the vehicle when servicing your vehicle at a MINI dealer.

VEHICLE STORAGE

Disconnecting the battery during periods of long-term vehicle storage will interrupt the calculation of time-dependent maintenance services.

In this situation, MINI recommends that you have all your time-based maintenance services, such as brake fluid, engine oil* and cabin microfilter, brought up to the correct date by an authorized MINI dealer.

ENGINE OIL*

2022 model year vehicles are factory-filled with:

- ▷ MINI approved fully synthetic oil for gasoline engines

Engine oil should be changed when the vehicle's engine is at operating temperature.

If an engine oil service is being performed or you need to add engine oil between changes, please refer to the Owner's Manual for the recommended engine oil for your MINI vehicle.

LONG-TERM RATED FLUIDS AND OILS

The following systems and assemblies are factory-filled with long-term rated fluid and oil; fluid replacement is only necessary when repairs are being performed (unless otherwise noted):

- ▷ Engine cooling system (antifreeze/coolant)

- ▷ Manual and Automatic transmissions
- ▷ All-wheel drive transfer cases (except when indicated by the vehicle)

REGULAR CHECKS — VEHICLE OPERATOR

In addition to the maintenance service procedure information contained in this booklet, MINI recommends that you regularly check (when refueling, for example), and address when necessary, the following items:

- ▷ Washer fluid level
- ▷ Engine oil level*
- ▷ Coolant level
- ▷ Brake fluid level
- ▷ Tires — pressure, condition and wear

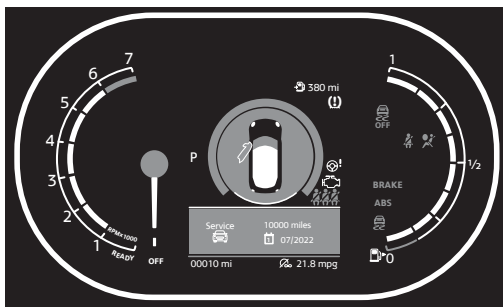
Please refer to the Owner's Manual for additional information.

*Not applicable to MINI All-Electric Vehicles

MAINTENANCE SERVICE DISPLAY OVERVIEW

- ▷ Condition Based Service

SCREEN CONTENT INFORMATION

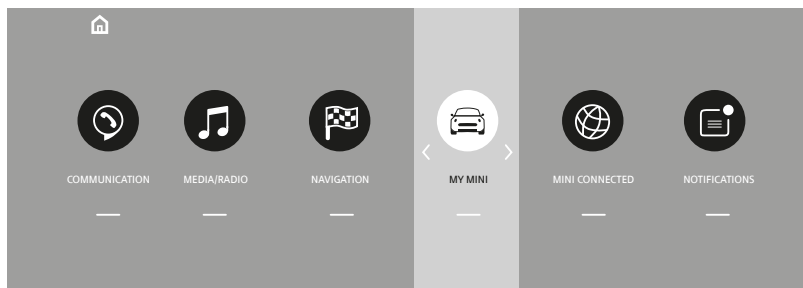


The remaining driving distance and the date of the next scheduled service are briefly displayed in the speedometer immediately after you start the engine or switch on the ignition.

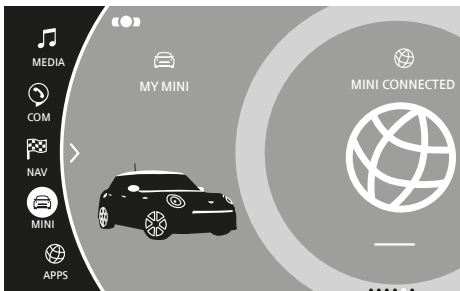
For specific maintenance operations, you can view the respective distance remaining or the due date individually in the large display in the MINI Center Instrument.

CENTER INSTRUMENT SCREEN CONTENTS

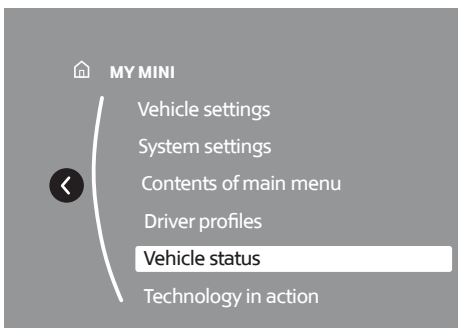
1. Using the MINI Controller located to the rear of the gear selector lever, press the MENU My MINI button. You can also use the touch-screen feature.



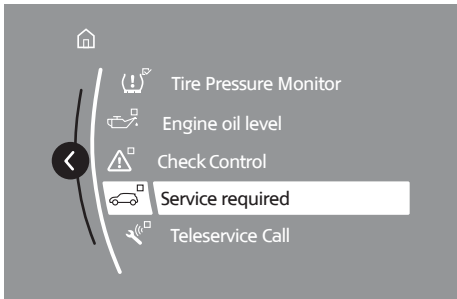
2. Rotate to select MINI (1), and then press the controller.



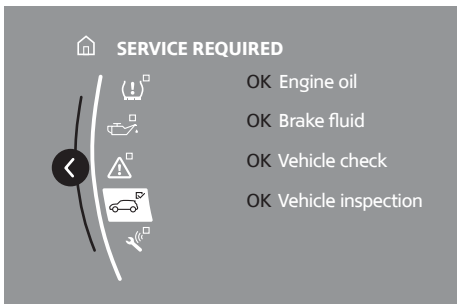
3. Select "Vehicle status" and then press the controller.



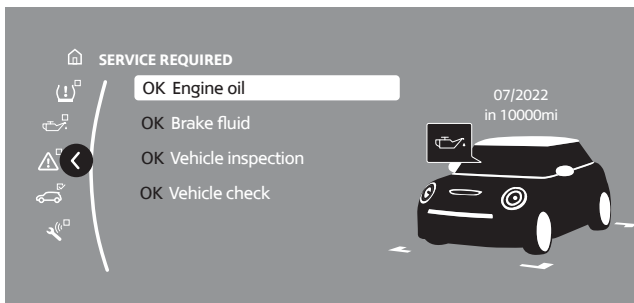
4. Select “Service required” and then press the controller.



5. Select the maintenance item you want to check, and then press the controller to check the status of that item.



6. Additional details indicated.



QUALITY CERTIFICATION I

A pre-delivery “Quality Certification I” inspection is performed on all new MINI vehicles prior to their first delivery.

The Quality Certification I form details a list of items inspected on the vehicle and is provided to the owner at time of the first delivery. A copy of the form is on file with the authorized MINI dealer that performed this inspection.

MAINTENANCE SERVICE SUMMARY

The maintenance service tasks outlined in this section are based on intervals of:

- ▷ Time; and/or
- ▷ Mileage; or combined with
- ▷ Performing a specified occurrence of a maintenance service task.

Such intervals are primarily determined by the MINI Maintenance System unless otherwise noted in this booklet.

The information contained in this booklet is correct as of the “print date.” MINI reserves the right to make changes to the vehicle’s maintenance service parameters and intervals due to running vehicle production improvements (among other things).

Your authorized MINI dealer can utilize the most current applicable maintenance service information to determine which maintenance service inspections and service tasks need to be performed on your vehicle.

STANDARD SCOPE

Maintenance work:

- ▷ Verify Check Control messages.
- ▷ Check indicator and warning lights.
- ▷ Reset CBS display.
- ▷ Lubricate tailgate hinges.
- ▷ Check sunroof guide rails for excessive contamination.
- ▷ Inspect tires, adjust tire pressures and reset Tire Pressure Monitor.
- ▷ Check parking brake functionality while the vehicle is being driven into the workshop.

ENGINE OIL

Maintenance work:

- ▷ Change the engine oil and oil filter (as shown in CBS). For the recommended engine oil for your MINI vehicle, please refer to the Owner's Manual.

MAINTENANCE SERVICES CONNECTED TO A SPECIFIC ENGINE OIL SERVICE*

*These additional connected services will not be shown in the vehicle's CBS display.

Maintenance work:

- ▷ At every 2nd Engine Oil Service: Ventilation microfilter and remote control key battery: Replace.
- ▷ At every 4th Engine Oil Service: Intake air cleaner: Replace (reduce replacement interval in dusty operating conditions).
- ▷ At every 6th Engine Oil Service: Spark plugs: Replace (approximately 60,000 miles).

MAINTENANCE SERVICES THAT DISPLAY IN CBS

VEHICLE CHECK

Maintenance work:

- ▷ Check operation of horn, headlight flasher and hazard warning flashers.
- ▷ Check instrument and control lighting, and heater/air-conditioning blower.
- ▷ Check lighting system: turn signals, back-up, license plate, interior (incl. map, reading lights), glovebox, luggage area lights.
- ▷ Safety belts: Check condition and function.
- ▷ Check windshield wiper and washer jet positions.
- ▷ Tires: Check tread depth, wear pattern, outer condition, inflation pressure. If necessary, correct pressure.
- ▷ Battery: Check state of charge (magic eye) and charge if required.
- ▷ Visually inspect all SRS airbag units for torn covers, obvious damage or attachment of stickers.
- ▷ Convertible: Open the convertible top. Activate automatic rollover protection system manually.
- ▷ Rear-view mirrors.
- ▷ Coolant: Check fluid level and concentration.

- ▷ Windshield washer and intensive cleaning systems: Check protection level, fluid level; top off if necessary.
- ▷ Brake system connections and lines: Check for leaks, damage and correct positioning.
- ▷ Underbody, incl. all visible parts (i.e., transmission, rear axle, fuel lines, exhaust system): Check for damage, leaks and corrosion.
- ▷ Steering components: Check for clearance, damage and wear.
- ▷ MINI Mobility System: Check expiration date on sealant bottle. Change sealant bottle if necessary.
- ▷ Final Inspection: Road test with check of:
 - Brakes
 - Steering
 - Shock absorbers (visual)
 - Transmission

Additional work for the MINI Cooper SE Countryman ALL4 (PHEV) and MINI Cooper SE:

- ▷ MINI Cooper SE Countryman ALL4 only: Check coolant level and concentration in both reservoirs (for gasoline engine and electric motor electronics).
- ▷ Both models: Check the occasional use charging cable or the optional TurboCord for damage (cuts, breakage, deformation), corrosion and wear.
- ▷ Both models: Check the charging cable port for damage, corrosion and wear.

BRAKE FLUID

Maintenance work:

- ▷ Replace brake fluid (as shown in CBS).

FRONT BRAKE

Maintenance work:

- ▷ Replace brake pads, clean brake pad contact points in calipers.
- ▷ Brake discs: Check surface and thickness; replace as necessary.

▷ REAR BRAKE

Maintenance work:

- ▷ Replace brake pads, clean brake pad contact points in calipers.
- ▷ Brake discs: Check surface and thickness; replace as necessary.
- ▷ Parking brake: Repair or replace parking brake shoes/linings only if a reduction in the brake's effectiveness is noted.

▷ EMISSION CONTROL MAINTENANCE SCHEDULE

The maintenance schedule as shown is designed to maintain the proper function of the vehicle's systems. This will help ensure optimum performance and fuel economy.

Basic Engine*	
Engine oil	As specified by CBS
Engine oil filter	As specified by CBS
Fuel System*	
Air filter	At every 4th Engine Oil Service (approximately 40,000 miles)
Ignition System*	
Spark plugs (all models)	At every 6th Engine Oil Service (approximately 60,000 miles)
Emission Control Components — Oxygen Sensor*	
All MINI models	150,000 miles

*Not applicable to MINI All-Electric Vehicles

COMPLIMENTARY SCHEDULED MINI MAINTENANCE

The Complimentary Scheduled MINI Maintenance is provided for the exclusive benefit of the first purchaser, owner, or lessee of a new vehicle, sales demonstrator vehicle, Aftersales Mobility Program (AMP) vehicle, or BMW Group company vehicle from an authorized MINI dealer in the United States (including Puerto Rico).

Absent a vehicle transfer, a 2022 vehicle purchased from an authorized MINI dealer in the United States (including Puerto Rico) is covered by Complimentary Scheduled MINI Maintenance for 36 months or 36,000 miles, whichever occurs first.

Coverage begins on the date of first retail sale or the date the vehicle is first placed into service as a sales demonstrator, Aftersales Mobility Program (AMP) Vehicle or BMW Group company vehicle, whichever is earlier (the vehicle's original in-service date).

Any authorized MINI dealer in the United States (including Puerto Rico) will perform the eligible maintenance services listed in the "What is Covered" section on your vehicle at no expense to you so long as your vehicle qualifies for this coverage.

QUALIFICATION

The Complimentary Scheduled MINI Maintenance coverage, with one exception, is available only to the first purchaser, owner, or lessee as noted above and is not transferable* to subsequent purchaser, owner, or lessees.

*See the Maintenance Program Upgrade Option and Extension Options (MINI Maintenance +) section on page 15.

The sole exception to the non-transferability of Complimentary Scheduled MINI Maintenance coverage is that household transfers within the United States (including Puerto Rico) to members of the household of the initial purchaser, owner, or lessee of the vehicle from an authorized MINI dealer will not result in termination of Complimentary Scheduled MINI Maintenance coverage.

Household transfers are limited solely to transfers to a current or former spouse or spousal equivalent, child, sibling, parent, grandparent, or grandchild from the initial purchaser, owner, or lessee of the vehicle.

In the event of a household transfer, please promptly advise your authorized MINI dealer to document and confirm the household transfer for purposes of Complimentary Scheduled MINI Maintenance coverage.

The payoff of a loan on a vehicle by the initial purchaser and the purchase of a leased vehicle by the initial lessee are not considered transfers for purposes of Complimentary Scheduled MINI Maintenance coverage.

WHAT IS COVERED

Complimentary Scheduled MINI Maintenance covers the following factory-recommended maintenance services when they are identified as needing to be performed by the MINI Maintenance System:

- ▷ Engine oil (including the oil filter)*
- ▷ Brake fluid (Replacement)
- ▷ Vehicle check (Inspection)

And, in conjunction with one or more of the items listed above, the:

- ▷ Standard scope (Procedure)

*Not applicable to MINI All-Electric Vehicles

Additionally, the following “combine with Engine oil”** maintenance service tasks are also covered when they qualify to be performed:

- ▷ Cabin microfilter(s)
- ▷ Remote control key battery
- ▷ Engine air filter(s)
- ▷ Spark plugs

**As determined by the vehicle’s maintenance system “Engine oil” service counter “number.”

If a covered maintenance service task’s procedure specifies the inspection of components with a performable adjustment, when required and in conjunction with performing this maintenance service, these adjustments are also covered.

For more information on your vehicle’s maintenance services requirements, procedures, intervals, please refer to the Maintenance Service Summary section beginning on page 7.

WHAT IS NOT COVERED*

Complimentary Scheduled MINI Maintenance does not cover the following:

- ▷ Front and rear “standard” brake pads and discs (non-drilled/drilled)
- ▷ Parking brake shoes/linings
- ▷ Wiper blade assemblies and inserts
- ▷ Engine drive belt

*See the Maintenance Program Upgrade Option and Extension Options (MINI Maintenance +) section on page 15.

SCOPE OF MAINTENANCE

Irrespective of the maintenance program coverage that applies to your vehicle, to help ensure your vehicle is properly maintained, MINI recommends that you always adhere to the “full scope” of applicable maintenance procedures and instructions specified in the Maintenance Service Summary section beginning on page 7.

Maintenance service tasks not covered by the maintenance program can be performed by an authorized MINI dealer at your expense upon your approval.

You are free to have maintenance service tasks performed by other service facilities. However, any service performed by someone other than an authorized MINI dealer is not eligible for reimbursement under the MINI Maintenance Program.

While you may elect to use non-genuine MINI parts for maintenance or repair services, MINI is not obligated to pay for repairs of the non-genuine MINI parts or for repairs of any damage resulting from the use of non-genuine parts.

MINI recommends that you keep a record of all maintenance and repairs performed on your vehicle.

ADDITIONAL EXCLUSIONS FROM COMPLIMENTARY SCHEDULED MINI MAINTENANCE

- ▷ Vehicle safety inspection
- ▷ Vehicle emissions test
- ▷ Oxygen Sensor(s) replacements
- ▷ Maintenance service tasks performed on a vehicle with an ineligible/inactive/expired maintenance program
- ▷ Repairs covered under your New Passenger Car Limited Warranty
- ▷ Covered maintenance services task performed by service facilities other than an authorized MINI dealer in the United States and Puerto Rico
- ▷ Engine oil services and other covered maintenance service tasks including the “combined with Engine oil” services that are performed before they qualify or that are performed more frequently than indicated
- ▷ Gasoline
- ▷ Gasoline additives
- ▷ Gasoline engine fuel filter
- ▷ DMTL and NVLD system filters
- ▷ “Topping off” low fluids (e.g., coolant system antifreeze, washer fluid, etc.) except when done in conjunction with a covered scheduled maintenance service (as outlined in the customized maintenance checklist printout)
- ▷ Tires and wheels/rims
- ▷ Wheel alignment, tire balancing and rotation
- ▷ Tire Pressure Monitor (TPM) reset except when done in conjunction with a covered scheduled maintenance service (as outlined in the customized maintenance checklist printout)
- ▷ Wear and tear of soft trim items, such as: seats, carpets, moldings, headliner, door panels and all chrome trim

- ▷ Damage, including consequential, which results from negligence, improper operation of the vehicle, wear and tear or deterioration due to driving habits or conditions, improper repair, environmental influences, flood, accident or fire damage, road salt corrosion, alteration, installation of non-genuine MINI parts or accessories, or use of improper, poor-quality or contaminated fuel
- ▷ Altered or unreadable Vehicle Identification Number (VIN) or odometer irregularities or vehicles where the true mileage cannot be determined
- ▷ Maintenance services or repairs performed after a vehicle is deemed a total loss or sold for salvage
- ▷ Vehicles used in competitive events

MAINTENANCE PROGRAM UPGRADE OPTION AND EXTENSION OPTIONS (MINI MAINTENANCE +)

MINI recommends you contact your authorized MINI dealer regarding the availability and purchase of a maintenance program upgrade/extension (adding transferability, enhancing and/or extending the maintenance program's coverage). Vehicle eligibility requirements and coverage exclusions apply.

NOTES:

NOTES:



WARNING: Operating, servicing and maintaining a passenger vehicle or off-road vehicle can expose you to chemicals including engine exhaust, carbon monoxide, phthalates, and lead, which are known to the State of California to cause cancer and birth defects or other reproductive harm. To minimize exposure, avoid breathing exhaust, do not idle the engine except as necessary, service your vehicle in a well-ventilated area and wear gloves or wash your hands frequently when servicing your vehicle. For more information go to www.P65Warnings.ca.gov/passenger-vehicle.

MINI DRIVER'S GUIDE APP

Your customized Owner's Manual as an app.
Optimized for smartphones & tablets. Can be used offline.
Download at the App Store® or get it on Google Play® Store

More about MINI

miniusa.com
1-800-334-4MINI

© 2021 MINI of North America, LLC
Woodcliff Lake, New Jersey 07677
The MINI name, model names and logo are registered trademarks.
App Store is a registered trademark of Apple Inc.
Google Play Store is a registered trademark of Google.
2022 MINI All Models Maintenance
Printed in U.S.A. 03/2021
5A40A28



European vehicles and products may be shown.
All information is correct at time of printing
and subject to change without notice.